

# Child Day Care Services

Annual Statistical Report

2008-2009

Year Ending  
March 31, 2009

## Table of Contents

EARLY CHILDHOOD SERVICES .....	1
PROFILE OF NEW BRUNSWICK CHILD DAY CARE SERVICES .....,.....	2
Regulated Facilities and Spaces .....	2
Annual Changes in Regulated Facilities and Spaces .....	3
Spaces and Age Categories .....	4
Annual Changes in Spaces and Age Categories .....	5
Type of Facilities .....	6
Annual Changes in Type of Facilities .....	7
New and Closed Facilities .....	7
Auspice .....	8
Language of Service .....	9
Average Cost of Care .....	9
Annual Changes in Average Cost of Care .....	11
Staff Profile .....	12
Recognized Training Profile .....	13
DAY CARE ASSISTANCE PROGRAM .....	14
Maximum Daily Rates .....	14
Take-up .....	14
QUALITY IMPROVEMENT FUNDING SUPPORT .....	15
Wage Enhancement Rates .....	15
LICENSING AND MONITORING PERFORMANCE INDICATORS .....	16
DEFINITIONS .....	18

## **EARLY CHILDHOOD SERVICES**

The Early Childhood Services branch is responsible for the development, design and monitoring of all departmental early childhood and school-based programs and services.

We are pleased to share the New Brunswick 2008-2009 Child Day Care Services Annual Statistical Report. The information contained in this report will provide the user with an overview of Child Day Care Services in New Brunswick.

This report provides a profile of New Brunswick Child Day Care Services for 2008-2009 and in some cases data from previous fiscal years so the user will be able to track trends. It reports on programs that support the child day care facilities and the families and children who access child day care services in New Brunswick. It also provides a picture of the investments that Social Development has made in child day care services during this reporting period.

The Child Day Care Services Program is responsible for representing the public interest in matters related to the safety and healthy development of young children from birth to 12 years of age who are in non-parental child day care arrangements primarily while their parents are working, studying or in training. Child Day Care Services are legislated under Part II of the Family Services Act, Day Care Regulation 83-85 and the Child Day Care Facilities Operator Standards.

## PROFILE OF NEW BRUNSWICK DAY CARE SERVICES

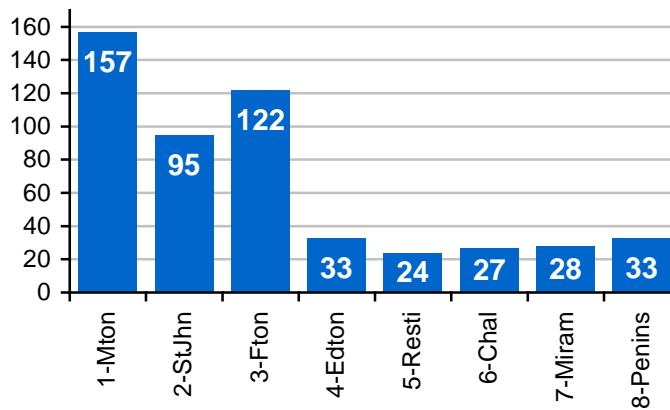
Information in this report is based on year-end **March 31, 2009** data. In some cases three year trends are included.

### Regulated Facilities and Spaces

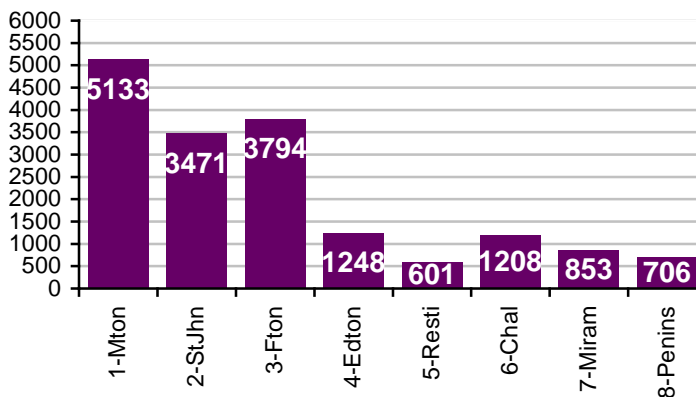
**March 31, 2009**

- **519** regulated child day care facilities
- **17,014** child spaces

**Day Care Facilities by Region 2008-2009**

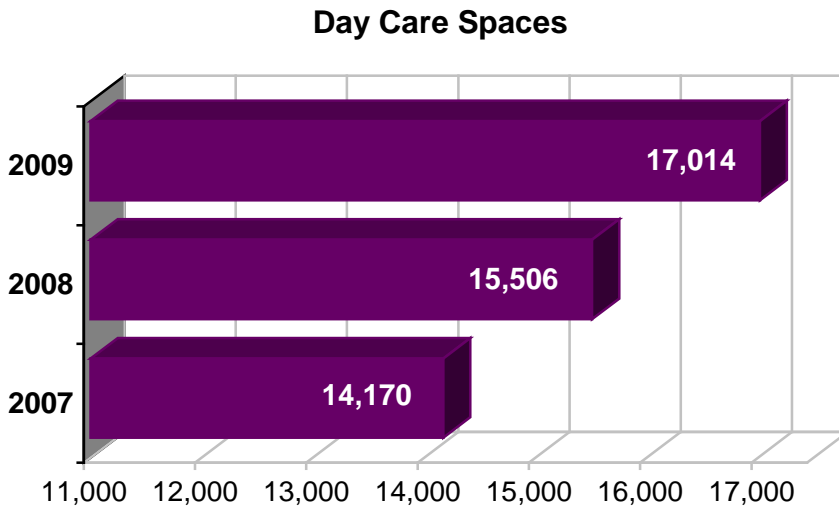
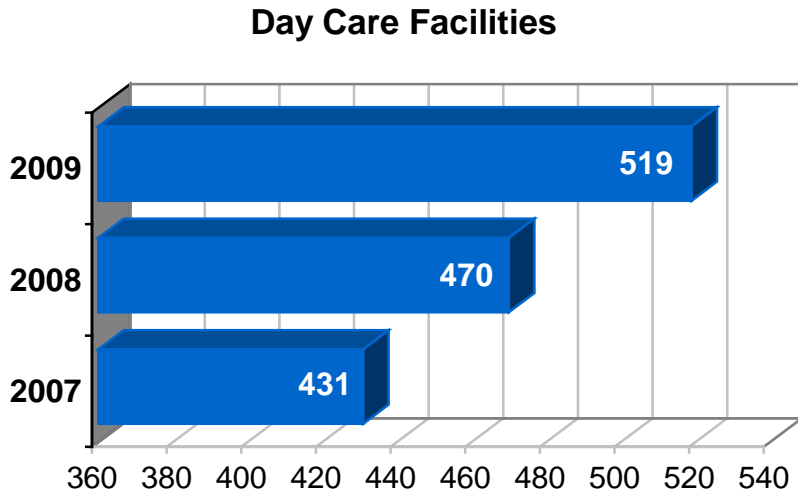


**Day Care Spaces by Region 2008-2009**



## Annual Changes in Regulated Facilities and Spaces

- March 31, 2009**
  - 519 facilities
  - 17,014 spaces
- March 31, 2008**
  - 470 facilities
  - 15,506 spaces
- March 31, 2007**
  - 431 facilities
  - 14,170 spaces



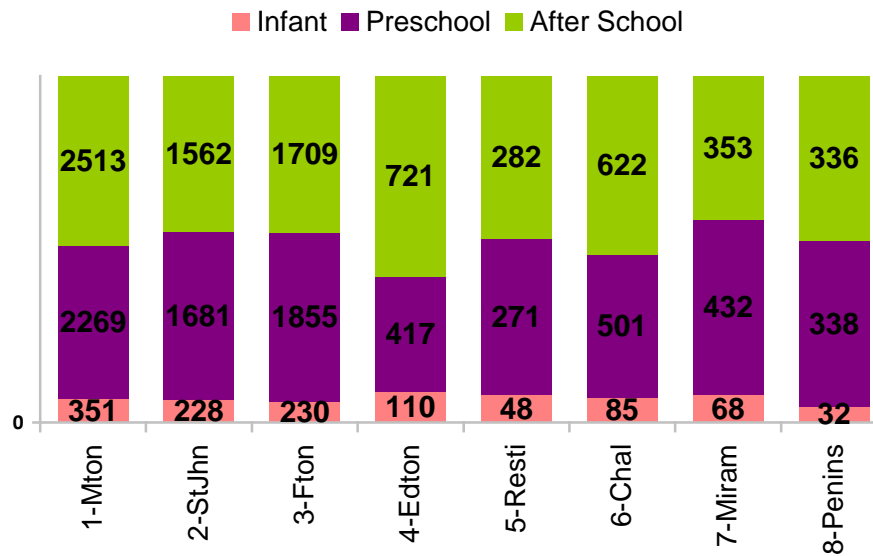
The number of approved Child Day Care Spaces from 2007 to 2009 has increased by 2844.

## Spaces and Age Category

March 31, 2009

- 17,014 total spaces
- 1152 spaces for infants
- 7764 spaces for preschool-aged children
- 8098 spaces for school-aged children

Day Care Spaces by Age Category and Region  
2008-2009



\*Community day care homes are included in this figure.

## Annual Changes in Spaces and Age Categories

### March 31, 2009

- 17,014 total spaces
- 1152 spaces for infants
- 7764 spaces for preschool-aged children
- 8098 spaces for school-aged children

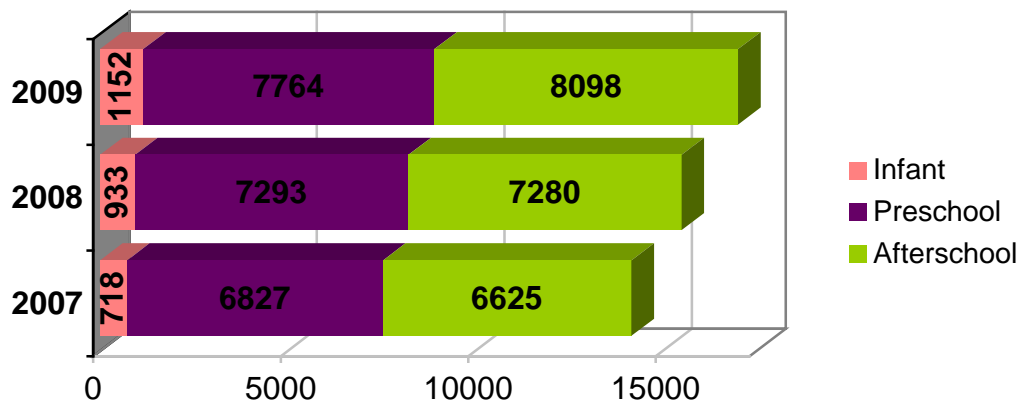
### March 31, 2008

- 15,506 total spaces
- 933 spaces for infants
- 7293 spaces for preschool-aged children
- 7280 spaces for school-aged children

### March 31, 2007

- 14,170 total spaces
- 718 spaces for infants
- 6827 spaces for preschool-aged children
- 6625 spaces for school-aged children

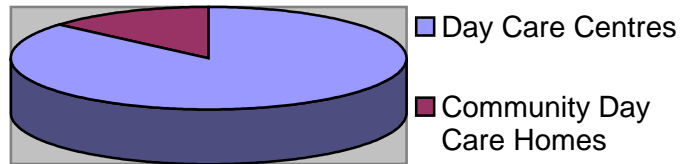
**Day Care Spaces by Age Category  
2007-2009**



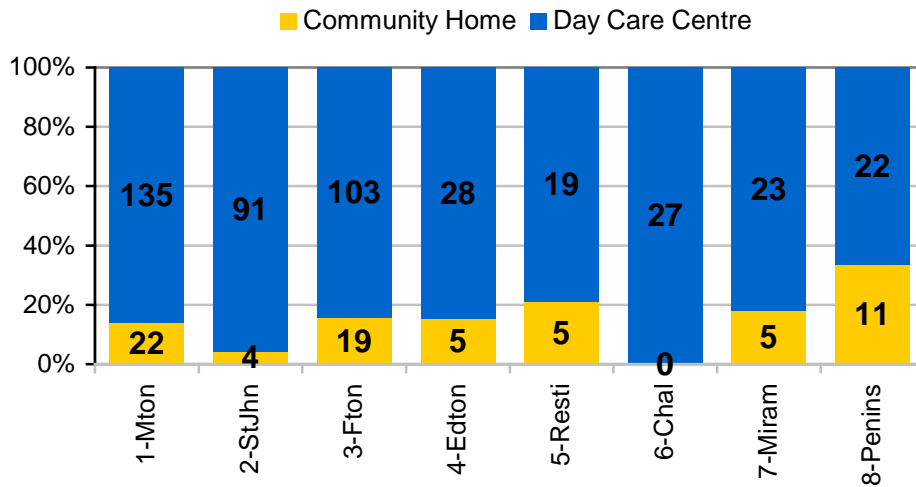
## Type of Facilities

March 31, 2009

- 448 Day Care Centres
- 71 Community Day Care Homes



Day Care Facilities by Type and Region 2008-2009





## Annual Changes in Types of Facilities

### March 31, 2009

- 448 Day Care Centres
- 71 Community Day Care Homes
- 519 total facilities

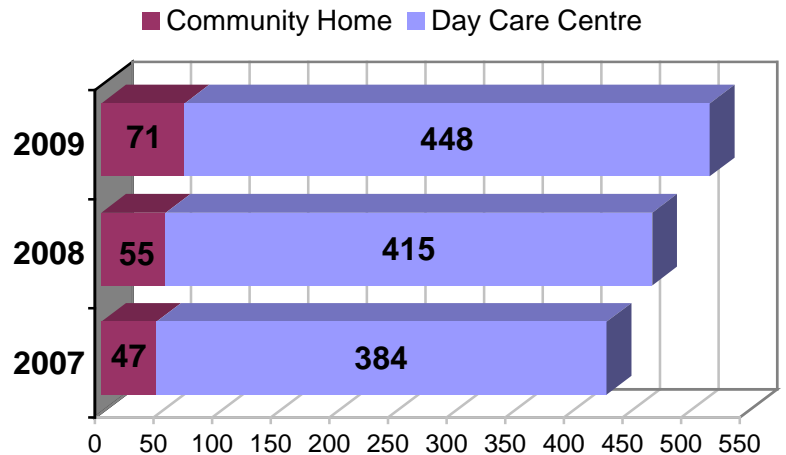
### March 31 2008

- 415 Day Care Centres
- 55 Community Day Care Homes
- 470 total facilities

### March 31 2007

- 384 Day Care Centres
- 47 Community Day Care Homes
- 431 total facilities

Day Care Facilities by Type 2007-2009



## New and Closed Facilities


- 76 New facilities → 1907 spaces: 174 infant, 650 preschool and 1083 afterschool
- 27 Closed facilities → 646 spaces: 28 infant, 233 preschool, 385 afterschool

\*Includes new facilities and closures between April 1, 2008 and March 31, 2009 and does not include existing facilities that have increased or decreased spaces during the fiscal year.

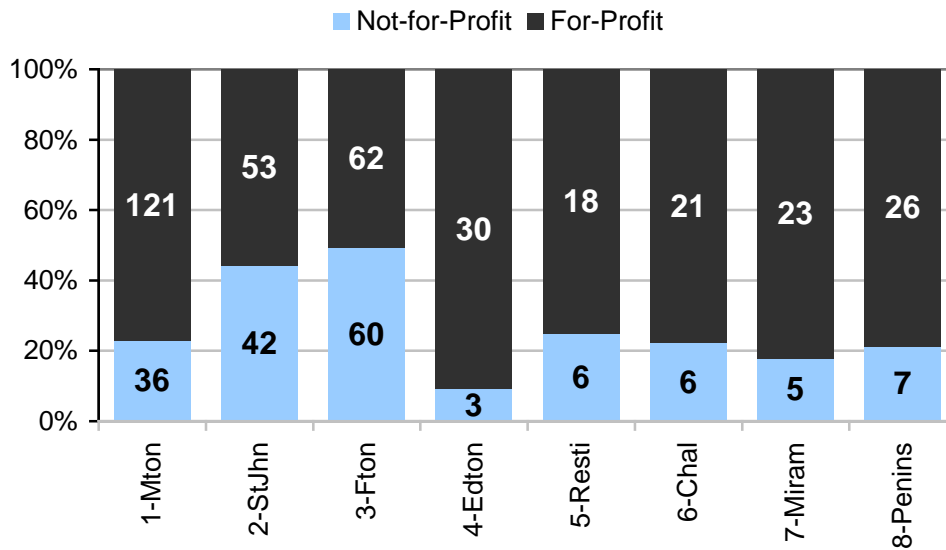
## Auspice

March 31, 2009

- **31.8 % (165/519)** of the child day care facilities have the status of not-for-profit
- **68.2 % (354/519)** of the child day care facilities are private businesses and have the status of for-profit




**Day Care Facilities by Auspice and Region  
2008-2009**



## Language of Service

March 31, 2009

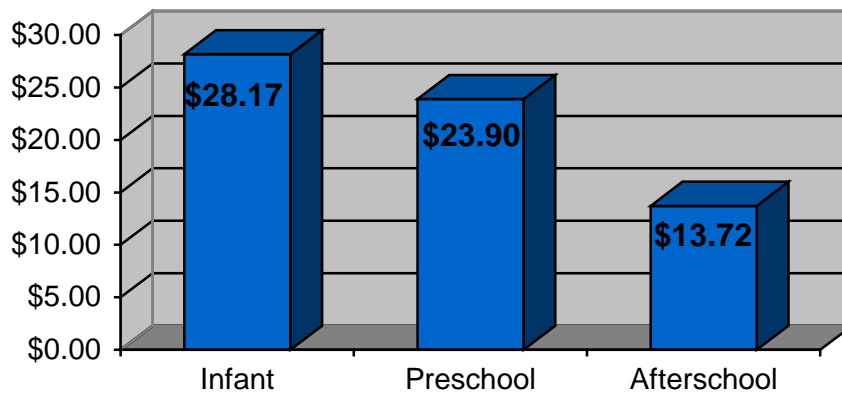
- Approximately **57 %** provide services in English (**296/519**)
- Approximately **29.5 %** provide services in French (**153/519**)
- Approximately **13.5 %** provide Bilingual services (**70/519**)



## Average Cost of Care

2009 Average Provincial Daily Daycare Fees:

Infant 0-24 months	Preschool	Just Afterschool
\$28.17	\$23.90	\$13.72



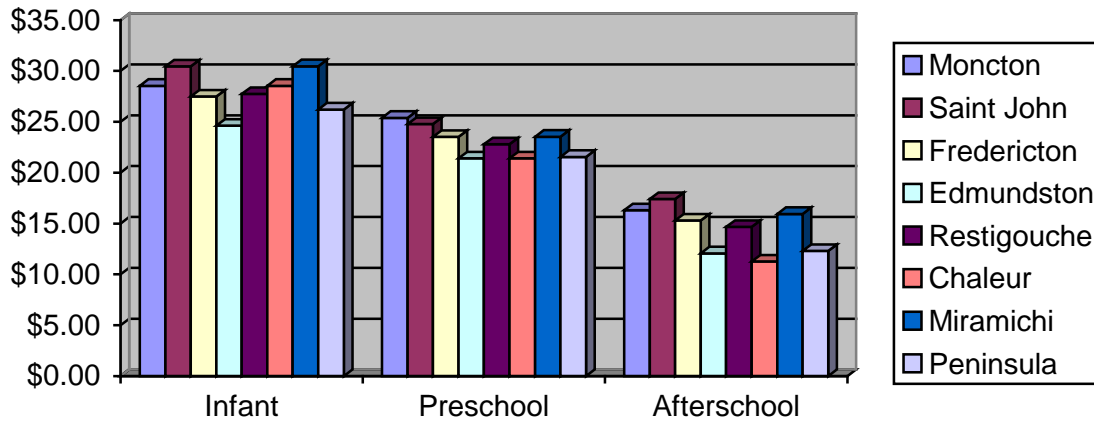
# Child Day Care Services Annual Statistical Report 2008-2009

---

## Daycare Fees by Region 2009:

Region	Infant 0-24 months	Preschool	Just Afterschool
Moncton	\$28.53	\$25.39	\$16.30
Saint John	\$30.44	\$24.78	\$17.41
Fredericton	\$27.48	\$23.51	\$15.29
Edmundston	\$24.62	\$21.41	\$12.07
Restigouche	\$27.74	\$22.79	\$14.67
Chaleur	\$28.54	\$21.41	\$11.27
Miramichi	\$30.45	\$23.53	\$15.95
Peninsula	\$26.20	\$21.55	\$12.30

## Day Care Fees by Region 2009



\*Average cost of care is estimated based on Quality Improvement Funding Support annual applications and does not include data from facilities that do not participate in the QIFS program.

## Annual Changes in Average Cost of Care

### Week of April 6-10, 2009

Estimated daily cost for full time care:

- Infants 0-24 Months \$ **28.17**
- Preschool \$ **23.90**
- Just After School \$ **13.72**

### Week of March 10-14, 2008

Estimated daily cost for full time care:

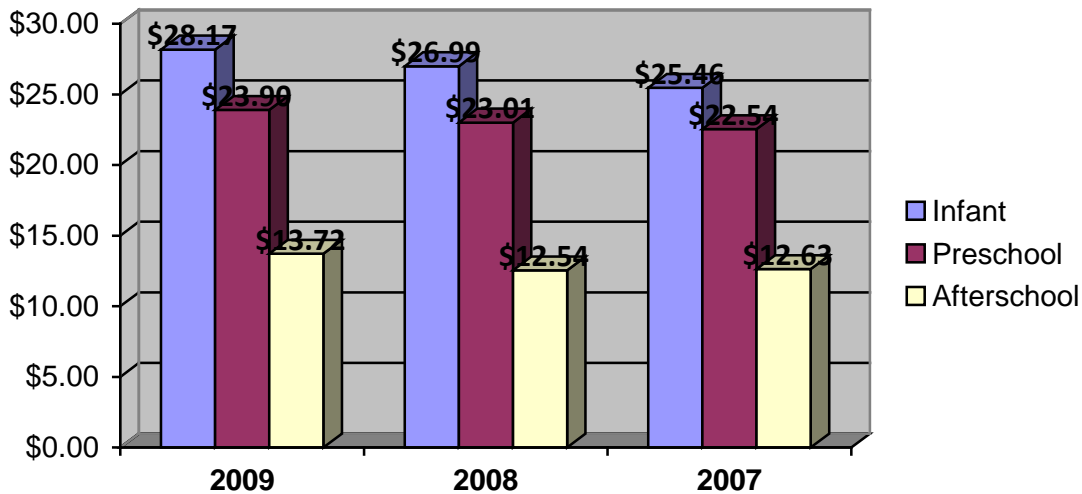
- Infants 0-24 Months \$ **26.99**
- Preschool \$ **23.01**
- Just After School \$ **12.54**

### Week of April 16-20, 2007

Estimated daily cost for full time care:

- Infants 0-24 Months \$ **25.46**
- Preschool \$ **22.54**
- Just After School \$ **12.63**

2007-2009 Average Cost of Care



\*Estimated daily cost for full time care is based on annual QIFS applications and includes participating QIFS facilities only.

## Staff Profile

An estimated **2858** staff are employed at approved child day care facilities across the province (**March 1, 2009**):

- **1005 Trained** and **1853 Untrained**.

Average **hourly wage** across the province\*:

- **Trained Eligible Employees:**
  - **Across all eligible staff – \$14.72**
  - Administrator - \$18.08
  - Administrator/primary staff – \$16.99
  - Primary care staff - \$13.91
  - Relief staff - \$13.70
- **Untrained Eligible Employees:**
  - **Across all eligible staff – \$11.49**
  - Administrator - \$16.28
  - Administrator/primary staff – \$14.17
  - Primary care staff – \$11.28
  - Relief staff - \$11.03

\*Amounts include QIFS wage enhancements of \$2.75/hr untrained and \$4.50/hr trained.

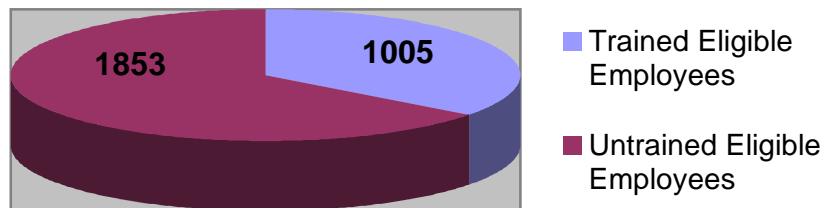
The average hourly wage is estimated based on Quality Improvement Funding Support Quarterly Hours Reports and Eligible Employee forms and does not include data from facilities that do not participate in the QIFS program.

An individual educator may be employed at more than one facility license (i.e. preschool and after school) and therefore could represent two positions/educators.

## Recognized Training Profile

Of the estimated **2858** educators employed at approved child day care facilities:

- Approximately **1005** educators receive the “recognized training” hourly wage rate of \$4.50 (their training includes recognized ECE certificates and university degrees of any discipline) (**35.2%**).
- Approximately **843** educators hold either a B.Ed, recognized ECE, and/or university degrees in child study (**29.5%**)
- Of these **843** educators, approximately **773** educators hold a recognized ECE certificate (**27%**)



\*Training profile is estimated based on Quality Improvement Funding Support participants and does not include data from facilities that do not participate in the QIFS program.

## DAY CARE ASSISTANCE PROGRAM

The Day Care Assistance Program is designed to help New Brunswick families obtain the best possible child care for their children. This program offers parents or guardians financial assistance to help them access an approved, licensed day care facility. If parents or guardian have no access to a child day care facility, either because they work evenings, nights or weekends or because there is no licensed child day care facility near where they live they can obtain private child care through the Alternative Child Care Program.

### Maximum Daily Rates

- Infants - **\$24.50 / day**
- Preschool - **\$22.50/ day**
- School Age - **\$12.00 / day**

### Take-Up

- **5308 children** in approved child day care facilities benefited from the Day Care Assistance Program in 2008-2009.



## QUALITY IMPROVEMENT FUNDING SUPPORT

The Quality Improvement Funding Support Program (QIFS) provides funding to approved child day care facilities to help increase the availability and quality of child day care services and to improve the working conditions of staff working directly with the children. Specifically, QIFS makes funding available to increase wages of child care workers, provide professional development opportunities for all child day care staff and purchase equipment and materials for use by children. **96%** of approved facilities received QIFS funding in the 2008-2009 program year.

### Wage Enhancement Rates

The Department of Social Development has set the rate for wage enhancements for eligible employees at:

- **\$4.50/hour** for eligible employees who have a recognized Early Childhood Education Certificate, and
- **\$2.75/hour** for eligible employees who do not have a recognized Early Childhood Education Certificate.

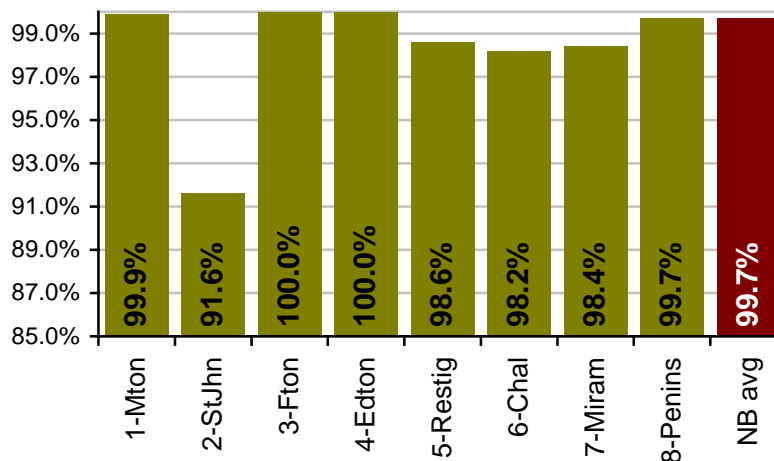
## LICENSING AND MONITORING PERFORMANCE INDICATORS

In New Brunswick, a Certificate of Approval is required to operate a day care facility. Certificates of Approval are issued for a twelve month period. However, under specific conditions, a temporary approval may be issued for a designated period of time, not to exceed six months.

Early Childhood Services Coordinators located in Social Development's regional offices approve and monitor the child day care facilities, investigate complaints and provide program support. The approval and renewal process ensures minimal standards of health, safety and well being for young children in non-parental care.

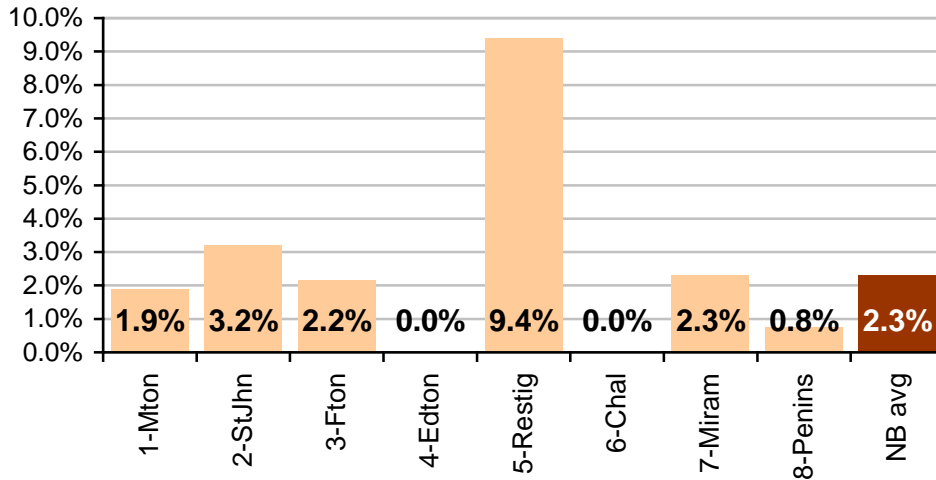
The chart below indicates the annual average percentage of facilities by region operating with a valid Certificate of Approval. A valid Certificate of Approval is an indicator that the day care facility has been inspected and is in compliance with the Day Care Regulation 83-85 prior to expiry of their current Certificate.

**Percentage of Facilities with a Valid Certificate  
Annual Average 2008-09**



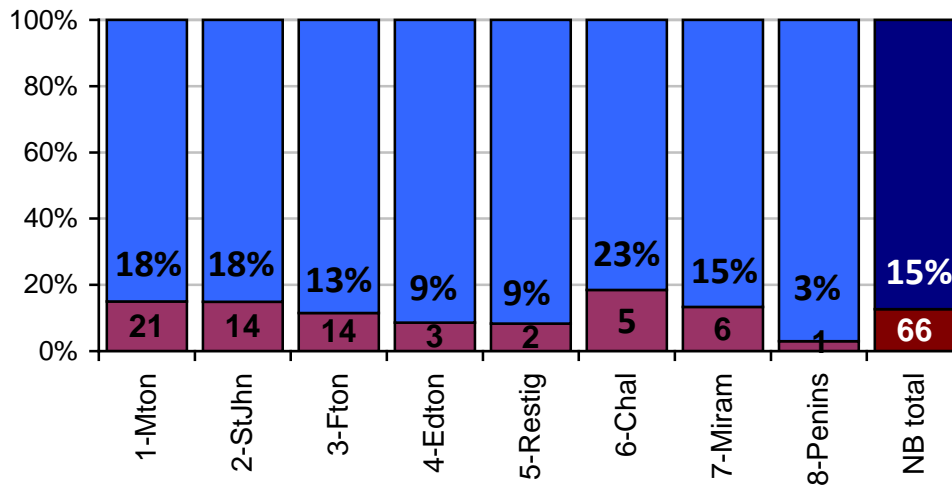
The following chart indicates the annual average percentage of facilities operating with a temporary Certificate of Approval. A temporary approval denotes that a facility had outstanding compliance items that must be met within a specified time frame. Once compliance is achieved a Certificate of Approval for the remaining months in the 12 month period is issued.

**Percentage of Facilities with a Temporary Certificate of Approval Annual Average 2008-09**



The following chart represents the number of complaints filed during the 2008-2009 fiscal year.

**Number of Day Care Facilities by Region and Complaints Filed - 2008-09**



\*\*The previous charts on page 16 and 17, for region one and region 7, are based on caseload distribution by region rather than on the physical location of the day care facilities.

## DEFINITIONS

**Administrator** means a person appointed by an operator who works on-site at the facility and supervises the day-to-day activities. Administrators may also own the facility and have the title: Operator, Director, or Manager.

**Administrator/primary staff** is a person who is the facility **administrator** and spends seventy-five percent or more of their time at the day care facility providing day care services directly to children. **A community day care home operator would be considered to be administrator/primary staff.**

**Age Categories:** In child day care services, there are three program types that serve different groups of children:

- Infant – serves children under the age of two years old;
- Preschool – serves children (over 2 years old) who are not yet enrolled in kindergarten;
- School aged – serves children who are enrolled in school.

**Approved** means the day care facility has been issued an approval to operate from the Minister of Social Development.

**Child day care facility** refers to both a day care center and a community day care home.

**Community day care home** means a home in which day care services are provided for 6 or less children between the ages of infants through 12 years of age.

**Day care centre** means a facility in which day care services are provided for 7 or more children of a combination of ages (infants through 12 years of age).

**Day care services** means the care and supervision of a child for a period of less than twenty-four hours in a day care facility.

**Eligible employees** are primary staff members, administrator/primary staff, on-site administrators, and relief staff.

**Employee** means a person who performs work for or supplies services to an employer for wages.

**Equipment and Materials** are defined as those used by children for use in their activities. This may include indoor or outdoor equipment and materials. This does not mean office supplies, kitchen equipment, or facility maintenance or renovations.

## Child Day Care Services Annual Statistical Report 2008-2009

---

**Primary staff member** means (a) an operator, or (b) a person employ in a day care facility who spends seventy-five percent or more of their time at the daycare facility providing day care services directly to children. This is a permanent position.

**Professional Development** includes activities designed to enhance professional career growth by building upon and improving the knowledge, skills and problem-solving capacity of staff working in the child day care sector.

**Recognized Early Children Education Training** means the completion of early childhood education training through a program or institution recognized by the Department of Social Development.

**Relief worker** is a person who is hired on an irregular, casual basis to fill a full time or part0time permanent position of a primary staff member who is unable to work for any reason.

**Wage** is money paid to an employee for work done that is usually figured on an hourly, daily, or piecework basis.